FFE - CLASSEMENT ACTUALISE

EPEE MASCULINE CADETS

Actualise le 6-6-14

FÉDÉRATION FRANÇAISE D'ESCRIME

			PARIS JUNIOR	DECINES	MONTPELLIER	CHALONS	PARIS	PAMIERS	HENIN BEAUMO	ALENCON	DIVONNES	NIMES	MAUBEUGE	THIONVILLE	LE HAVRE	POITIERS	TOULOUSE	GONESSE	LIVRY GARGAN	AMIENS	NANCY	PARTHENAY	COUDEKERQUE	ALES	PARIS 2	RODEZ	VILLENEUVES	DACHSTEIN	VILLEURBANNE	CAYENNE	CHAMPAGNEY	EPINAL	LONGVIC	EPERNAY	NARBONNE	CASTRES	EPINAL 2	CORBAS	COLMAR	AIX	MOUVAUX	VILLEFRANCHE	HAINEVILLE	CHATELLERAUD	REZE	FRANCE AMIEN	TOTAL
Coefficient de force :			169.2	27	24	45	41	25	141	25	32	32	20	6	6	14	120	32	32	37	6	12	32	25	49	127	30	17	41	5	8	16	32	15	22	31	12	36	153.6	127	36	19	12	13	21	141	
Nombre de tireurs :			358	23	24	43	84	25	335	25	46	61	20	6	6	14	247	55	34	37	6	12	28	25	83	278	30	17	37	6	8	16	33	15	22	27	12	90	209	267	38	15	12	13	21	157	
date :			290913	051013	061013	121013	201013	201013	271013	031113	101113	101113	161113	161113	161113	171113	011213	141213	141213	151213	151213	151213	040114	120114	120114	190114	250114	020214	150214	150214	160214	160214	160214	160214	230214	230214	140314	170314	220314	290314	050414	060414	060414	060414	060414	100514	
1) REBUS Gregory	DESHAIES EC	97	2634.04				
12560.03																7415.61													6760.15	12827							8814.58	41617.22
2) RODRIGUEZ Pierre Emm	COLMAR SR	97	7302.97						14241								1220.9									7630.7													7925.92	7593.15							9752.87	39550.49
3) DELHOMME Martin	LYON EPEE M	97	5507.09						11576.73								4504.26									4936.34													2608.11	6996.79							12308.07	36388.68
4) DORIGO Clement	AMIENS CEAM	97	8469.61						9198.09								5706.72			3737							4868.97													6498.59								11177.38	35343.67
5) LEMETTE Jean Ghislai	ARRAS CE	97	2932.99			3715.7			6975.97				2020				4571.28						1363.29			8134.27													2878.91	4745.58	3636						14241	34096.82
6) SURLEVE Augustin	BONDY AS	97	2486.45				3499.61		9895.76								2392.8								1874.51	4287.12													3991.93	11251.45							8442.21	33876.54
7) CONRAD Nicolas	E3F MOSELLE	97	3151.07						6434.82					606			2929.49									11262.76													5374.79	3558.62							9244.45	32316.82
8) LAVAL Thibaud	LEVALLOIS	97	3083.89				1239.61		8425.8																3411.75	12827													6376.23	5510.39							4097.12	31726.15
9) PERTUISOT Hugo	BEAUMONT OIS	97	4744.3				1416.4		8912.45								3352.38	1477.44								7868.47													5131.68	9168.69							4171.49	30121.1
10) PIANFETTI Andric	OUEST LYONN	98	6548.07	2727					9521.92								5594.99									9194.94			4141										3636	3467.72	6017.6							4326.45	29591.38
11) TROUMP Maxime	LEVALLOIS	98	4047.6				1922.14		5356.4								5197.88	3232								8783.49													6146.09	6257.09							8113.75	29300.42
12) NIVOT Jean Edouard	RAMONVILLE	98	1295.93					1275	5761.53								2294.9									10347.73									3131			2360.63	5800.96		1919				7088.3	28998.52
13) RAULO Maxime	ST GRATIEN	97	1991.99						8020.67								590.65								4180.38	6433.21														7178.73							6509.28	28141.89
14) GENTILE Antoine	LE CHESNAY	97	6334.84				1368.94		5009.36								3643.23									4044.23													5832.13	10329.82							5155.37	27652.16
15) PHILIPPE Arthur	ST GRATIEN	99							4117.58									1678.12								10347.73														7376.51							5378.58	27220.4
16) VASSEUR Yoran	BOURG ANDEOL	98	896.9						7370.1		1734.44						2111.37									4617.96												3081.46	3062.1	8754.27							5887.01	26629.34
17) BAJOC Rubben	FORT DE F AE	98	7400.51						1858.44								2469.24									5005.78													3024.52	1248.74							11177.38	26608.19
18) MIDELTON Luidgi	PETIT BOURG	98	4590.81						2954.56																	2672.16													5734.66	8100.36							7819.94	26245.77
19) ROBINET Maxime	ST HERBLAIN	97	3411.74						10337.91																	5751.05														3482.85							6340.22	25912.03
20) MOEC Gurvan	LANNIONASPTT	97							7840.95																	3867.14														5906.7							7311.51	24926.3
21) GOGNARD Erwan	BEAUVAIS ACA	97	4705.16			2057.1			7231.48											833.89						825.46														5603.18							6689.25	24229.07
22) COLLIN Theo	MACON ESC	0							8214.79																	6304.22							2226.55						1821.65	6134.19							3504.36	24157.56
23) PELLAN Corentin	RENNES CSG	97	1237.09						4753.85																	5227.94													2216.12	10329.82							3331.81	23643.42
24) CHOVET Emilien	E3F MOSELLE	98	1134.12						2057.46					238.11												7038.61						1616							2843.63	6524.81							6180.82	22587.87
25) BELLAMY Romain	CHALONS CHAM	97	3219.85			4545			1829.22								1586.09			1108.77						5307.13								1515							5021.43							7554.16	22427.72
26) DEDIEU Bertrand	TOULOUSE UC	97	5558.94					1986.65	7673.64								5290.58									4392.1													2244.45	2163.41		1432.68				3885.22	22408.38
27) MALLO Axel	LYON EPEE M	98	7501.48						5419.39								4085.25									5389.2			3353.97										1285.18	3303.78							4097.12	22407.19
28) BEAUDOT Pierre Emile	NEVERS CE	97	3243.15						3869.55								3733.99									6871.37							3232						7367.69	1677.15							4247.89	22356.5
29) ZURCHER Clement	AMBERIEU	98							5550.51		1227.83						1638.58									1790.82			2893.59										2757.07		8403.88							4850.86	21698.84
30) PERU Robin	ARRAS CE	97	2084.32			693.85			7100.36								2602.9									3207.3													4383.33	3235.92	1262.88						6881.64	21601.25
31) PARIS Jules	AMIENS CEAM	97	6404.18						4658.74								3202.11			2611.28						4138.27													442.8	6671.51							3445.65	21180.08
32) CAILLET DUVOLLET Val	ABBEVILLE	97	1248.76			1916.18			7517.12								1163.2			1190.79			2566.35			3477.08													2051.78	5252.79							4756.32	21003.31
33) CORNACCHIA Adrien	GAGNY USM	98	4666.53				1200.23		2138.57								483.86		2235.06							1521.38	2574.03													4980.32	5421.24							5497.27	20565.36
34) DUCLOS Matteo	ST GRATIEN	97							5119.62	1671.74								1317.19								4949	6182.21														1061.44							3818.02	20068.85
35) BILLON Maxime	FORT DE F AE	97	4480.84						5689.13								1534.84									3783.55													1431.59	2499.94							6030.05	19983.57
36) JACQUIER Mathias	LEVALLOIS	98	5665.52				1635.14		5176.68								2804.99	1571.49								3730.76	2722.88													2301.95	1363.13							5264.75	19837.71
37) DEFRANCE Julien	BRUAY BUISSI	98	866.02						6857.65				1286.55				515.35						3232			927.28													1204.76	4681.54	1461.48						4948.71	19719.9
38) LEMARIE Corentin	CAEN EC	97	4239.49						5484.07	2525							1065.76									3024.22													4153.19	4225.41			1212				5621.23	19570.2
39) BLANCHET Gaspard	PARIS UC	97	2115.76				799.68		8656.94								998.74								2643.13	2060.87													519.89	3520.42							4664.88	19485.37
40) LEGAGNEUR Gregoire	ST DENIS BUS	98							5836.15																	5655														4174.33							3688.29	19353.77
41) DE LA CHAPELLE Edgar	SAUMUR ABSEC	97	2730.28						6637.03	1275																6066.45														2895.1						885.11	3564.33	19162.91
42) PANIJEL Etienne	RODEZ AVEYRO	98							1541.97								1206.33									5151.43	3030													6387.01							4490.53	19058.97
43) BLOT Remi	RETHEL	97	4445.09			2216.86			5235.12											2611.28			929.24			4803.55								623.53						3741.75	4277.67							4490.53	18974.29
44) PLISSONNEAU Valentin	QUIMPER EC	97	5891.3						4008.16																	4739.98														4949.27							3388.15	18968.7
45) LAMBERTYN Pierre	BEAUVAIS ACA	97	3896.92			2401.29			4956.06								737.8			1606.26						4678.15													3217.55	5335.45							3954.08	18923.74
46) ADER Jules	DIJON ASPTT	98	5214.24						4044.09								228.48									644.82							2226.55						1608.58	4811.47							4576.34	18646.14
47) ABDOU El Habib Omar	ST DENIS BUS	99																										6715.67														7832.64							3752.4	18300.71
48) BOULEZ Jules	LYON EPEE M	97	1961.86	1780.98					2712.94		968.6						5488.72									3144.61			1228.64										1524.66	1126.52	5173.03							3625.63	17431.99
49) MOTTE Sebastien	LISIEUX CE	98	3617.35						5913.15	595.05							946.57									3742.88													3100.18	3980.76			681.46				3066.03	16702.82
50) LAUVRAY Matthieu	GRENOBLE PAR	97	3018.25						3171.88		2652.66															5851.36												1239.31		4385.93							2600.18	16009.35
51) MAVOULA Mav	NIMES SE	98	546.53		853.65				5063.86			2376.81						442.57							1275		3113.9									1440.08				888.69		3934.84							2687.33	14799.93
52) SANNIER Thibaut	EPINAL SE	98	1067.46						909.67																	8435.61						582.01					877.27		237.35	2810.38							2314.96	14628.41
53) BEAUNES Tristan	KOUROU GELDA	98	3039.96						1743.62																	3998.64													1947.22	2428.53							5050.13	14517.26
54) PROUST Raphael	PARIS GRP	98	3338.27				558.83		4080.56								761.35								1177.45	6066.45														3445.89							890.46	14483.36
55) DESCIEUX Andre	GOSIER ST GE	97	1111.72						4705.83																	7219.25													1050.35	1798.18							343.56	14066.82
56) GOTTWALD Mathias	GRENOBLE PAR	98							6074.88		863.98															3625.11														4331.15								14031.14
57) CONTREPOIS Simon	TOULON VAR	99							4852.85			1177.7														4446.48												1323.6		3106							1601.26	14006.59
58) NAVAUD Pierre Louis	DORD PERIGO	97							2590.64								972.5									5562.88	1610.41													2573.67							3169.32	13896.51
59) MORISSET Pierre	PT A MOUSSON	98	687.37						4956.06													606					6570.03													1347.02								913.79	13786.9
60) ARMEDE William	LE BOURGET	98							6744.83										1238.13								778.25	5474.37																					194.8	13652.13
61) BONNAUD Clement	SAUMUR ABSEC	97							3197.27	1986.65																4090.76														3845.69						2121	2474.35	13608.07
62) BERTI Baptiste	TOULON VAR	98	2749.92						6533.82			2692.44						219.23									3406.55												1060.79		2359.3							688.78	13379.07
63) ROUSSEL Thomas	CASTRES	98	1356					2525	5295								1603.45									3998.64	2060.98										1827.08			2132.78	1166.57		1148.2				1210.21	13028.85
64) HAMELIN Julien	TROYES GYMNI	98	3512.71			3230.59			3770.55											1279.95						2004.21								1131.06						2673.45	4499.6							1184.27	12967.13
65) GAMET ThÚophile	DOUAI CE	97	3106.11			1086.88			4612.54				945.51				4196.97						697.65			1095.42													2078.53	1180.06							937.32	12852.94
66) COAT Quentin	CHABEUIL	97	592.71						2309.43		771.02						1620.94									3663.69												769.06		4558.65							2091.75	12623.52
67) WEYMIENS Leo	VANVES SE	98	528.26				963.4		6339.7									1393.3								1743.9	1549.66														3013.21							1455.22	12552.03
68) IGAU Leonard	MEUNG LOIRE	97							5618.83	1671.74							2224.25									2647.23														3409.52							867.31	12542.89
69) PRECY Thomas	ORLEANS CE	98							2610.6	532.88																3304.73													1431.59	4619.26							1918.49	12453.08
70) GIRAULT Nils	CASTELNAU LL	97			1594.35				4155.18			1439.61													1986.65		3053.72									1440.08				608.52		2838.27							2353.96	12401.13
71) BOUDJAOUI PLOIX Matt	VALENCIENNES	98	292.36						4311.7											1901.04			1235.06			728.03														4075.49	1357.21						1787.23	12075.46
72) BELLEVIER Hugues	ANGLET SE	98	2278.36						1978.97								3166.1									2748.67	1091.95													1677.86	3597.48							2515.67	12027.92
73) GONNET Baptiste	ROMANS 2R	98							6248.18		3232															2457.07																							11937.25
74) MAURIER Louis	ST MAUR VGA	97	3986.37				877.93		4802.84										1606.07						975.28															2953.39								11742.6
75) LLADOS Ambroise	LEVALLOIS	98	3512.71						3972.76									2678.5								4236.41																							11721.88
76) DURANO Valentin	CORBAS	97		1051.36					5992.67		1605.6															1197.43			2313.57										2079.21		3409.52								11715.76
77) DEVILLE Florian	BOULOGNE ACB	97	1404.98				727.54		2436.61									1069.52								2512.52															5095.97							1661.88	11706.98
78) JUBAULT Samuel	ST GRATIEN	99							3410.61																2022.58	3372.1														4879.32								11662.03
79) CANNONE Romain	SEVRES JE	97							11576.73																																						11576.73
80) DUBUS Gauthier	AMIENS CEAM	97	2380.53			558.26			4522.71								702.95			775.32						3824.96													730.56	1319.55							844.36	11572.56
81) LE LUC VENET Pierre	NIMES SE	97	1622.96		2424				3614.03			2376.81						1052.19							1013.67		1895									2222				1369.33		1468.17							2870.26	11285.1
82) RAVENEAU Thibaud	ST GRATIEN	97	3290.32						3524.75								2025.1								1071.76	4339													2987.42	1888.75								11154.07
83) GRAVET Guillaume	ST MAUR VGA	97	465.22						4436.09										1466.18									2966.35														1852.08							1819.47	11073.99
84) GRIGNANI Alessandro	LEVALLOIS	97	668.19						1296.8									2354.72								5077.43														3637.01								11069.16
85) GOROSTIDI Thomas	ANGLET SE	97							3382.89								668.65									2995.1	480.57													4442.06							176.75	10996.8
86) GUIOT Aymeric	RETHEL	97	1202.35			2619.43			3706.72											3026.75			1686.42			2647.23								522.54						1165.37	1392.65							1571.43	10952.13
87) PETTES Raphael	DAX SE	98							3495.71								237.76									3083.61	2060.98													2782.83							1398.88	10761.03
88) BERTIN Jules	DIJON ASPTT	97							4522.71								1656.36									2041.83							1037.45						265.82	2248.4							1885.09	10698.03
89) HERNOUT Constant	VALENCIENNES	97	1649.73						1052.97														2176.97			3338.16														1305.21	2950.01						2201.12	10666.26
90) BONNAUDET Baptiste	TOULON VAR	98										939.98															544.95														6828.34							2238.55	10551.82
91) GERARD Louis	ST MAUR VGA	99							2755.12										3232									2937.97														3845.69							520.99	10536.65
92) KARKULOWSKI Come	LEVALLOIS	97	697.01				484.77		2171.79									1801.22								1294.29	870.15														3889.83							2643.41	10506.25
93) YERETZIAN Thomas	GRENOBLE PAR	97							1239.19		2313.77															4502.21												459.63		2081.49							1512.72	10410.19
94) DANE Florent	ANGLET SE	97	991.59						2239.63								2392.8									2099.45	1313.62													3338.48							2433.64	10404.55
95) FACCIA Alexis	GDE SYNTHE	98	1368.17						3706.72				419.13										511.19			3910.12													1069.2	783.75	2548.74						231.25	10396.83
96) FRETARD Antonin	LISIEUX CE	97	1023.86						4352.46	818.48							895.61									487.09													631.41	2598.78			272.29				2393.52	10368.62
97) BILLOIS Gregoire	NEVERS CE	97	2022.44						2551.21																	1611.49							2597.63						1724.99	2101.7							2966.42	10216.96
98) ROBERT Paul Adrien	PARIS EPEE	98	351.68				2216.82		737.06								2804.99								2395.69	892.83														1610.78							2777.29	10194.79
99) DUVERGE Ian	POITIERS	97	2312.02						4393.91							1414										1519.37																				756.19		1952.29	10177.59
100) MAHE Florian	ROMANS 2R	97							2733.94		1026.26															2909.93												1647.99		1660.37							2823.39	10127.63
101) CARANESE Giacomo	PARIS GRP	98	2504.49				618.55		2863.89																	2080.08														4124.37							500.71	9993.46
102) ALLOISIO Bastien	CORBAS	98	2829.85	1780.98					1933.06		1886.82						494.31									4186.8												838.68		1944.87							984.99	9946.51
103) KALONJI Raphael	LEVALLOIS	99							3937.86									2354.72								1572.97	892.83																					2056.23	9921.78
104) NOMBRET Mathieu	ALPES 73	99							2345.09		2313.77															2801.15												791.6		3074.64							1371.14	9592.02
105) SANCHEZ Jeremy	NARBONNE	99			1594.35				575.92			3232													2525		1877.3									1728.66				2348.4		1100.3							1483.82	9589.22
106) BLACHE Remi	OLYMPIQUE CE	98	3362.56						3097.25			1717.26						870.58									1930.82												1878.15		2983.1								9442.91
107) CAUMETTE Alexandre	ROMANS 2R	99																										1277.09												1717.6		3170.03							3276.59	9441.31
108) AUGEREAU Laurent	GAGNY USM	97							2630.73										2603						2104.76	1659														3759.91							421.03	9414.67
109) POLI Maxime	PARIS GRP	98	3838.79				578.31		3803.1								1710.59								1379.63	1627.22														466.07								9352.48
110) LAMBERT Kryss	PETIT BOURG	98							2327.19																	2022.94													994.52	1963.9							3015.78	9329.81
111) MIOZZO Timothee	ST GRATIEN	98	1917.25						3738.43									327.26		1032.84					1683.95	2598.16														2122.08							710.48	9169.15
112) PENAUD Bertrand	MACON ESC	98							4232.18								1484.77									1459.98							957.82						631.41	2314.28							1107.86	9139.09
113) HEIWY Lou	COLMAR SR	97	3061.84						3328.39								284.81									2324.29		1717												1285.18	397.92							324.53	9039.05
114) DRONNEAU BEATTIE Zac	CASTRES	98						1013.67	774.37								959.49									3441.54	914.95										1445.71				2624.18		946.36				1426.91	8938.34
115) FAGET Thomas	CASTRES	98						1671.74	1800.35								1093.16									2882.24	838.21										875.59				3137.79		460.04				1082.85	8903.23
116) JOUVAL Maxime	GRENOBLE PAR	97							802.74		914.65															4559.34												1469.47		2142.65							480.58	8652.04
117) FONTANILLAS Lucas	ALPES 73	0							2531.73		687.37															2774.76												1972.38		1407.55							1316.45	8595.32
118) SCAVARDO Quentin	MACON ESC	98							3836.09																	2550.15							1592.18															603.62	8582.04
119) BOUCHEREAU Quentin	MAUGESBOCAGE	97	2433						3048.75																	2503.13														2226.85						778.78	582.74	8567.62
120) RICARD Jean	GRENOBLE PAR	99							1391.91		1155.1																													2757.07									3222.44	8526.52
121) RAPHAEL Ghislain	ROMANS 2R	98							499.2		1307.49															3175.74												1793.85		1262.73							2164.19	8441.27
122) MARTIN Thibault	VILLENEUVE L	98	1759.35						2841.74								442.57									1595.87	2418.61																						1343.66	8363.36
123) BOND DEACON Liam	NIMES SE	99			1900.55				2570.85			1979.18													736.65		295.49									583.17				506.25		640.61							1852.09	8302.67
124) CAMUS LA GUERINIERE	CHALONS CHAM	99				1676.09			2399.59											398.53						2503.13								906.47															1723.85	8302.66
125) LEVASSORT Augustin	BOULOGNE ACB	97	1190.87				1323.79		3438.65									923.93								3164.31															1377.84							286.84	8267.64
126) MARTIAL Liam	CHANTILLY CE	97	1844.4			3230.59			1332.03								313.53			1485.57						1757.14														2270.15							754.4	8099.54
127) MARTIN Theo	PARIS UC	98					1025.12		2010.06																1627.07	1859.73														694.6							2557.6	8054.46
128) WAGNER Arthur	COLMAR SR	97							1503.57								256.46									3271.78		1057.8												504.31	1087.27							2127.73	7990.35
129) POUTRAIN Ronan	CAYENNE CE	97																													505											5800.96							1631.4	7937.36
130) KERJOUAN Gael	ARGELES SE	97			764.7							1979.18													1671.74		3587.19									837.03				814.79		135.53							688.78	7926.89
131) CHAMBAUDET Benoit	ST GRATIEN	98	2710.77						1052.97									439.91								176.27	2697.38														1643.72							776.62	7828.49
132) VITU Nicolas	EPINAL SE	98	334.61						3554.15																													681.46		713.79	1221.02							2276.5	7765.46
133) AFONSO Adam	LIVRY GARGAN	98	658.64				682.39		2493.24										348.07						2791.2	2239.91														2475.89								7760.33
134) REYNAUD Thomas	GRENOBLE PAR	97							2291.79		1493.99															2854.89														2573.67								7720.35
135) CHARLOT Joannes	SAINTES CE	99							1000.82							1046.29						1212				3513.19														1711.08						1313		1133.1	7670.37
136) PAQUES Martin	LE CHESNAY	97	564.91				851.1		1580.98								668.65	1946.81								1006.52																						3117.2	7651.51
137) ALBICE Jereny	FORT DE F AE	98	1002.31						2954.56																	1158.63													1184.99	1694.05							1692.69	7526.29
138) PALUSTRAN Etienne	RAMONVILLE	97	326.11					532.88	4567.21								579.73									1402.11														1546.29		789.8						7515.61
139) EUSTACHE Gautier	DECINES CS	98		1341.1					1771.82																	2138.7			2893.59										2202.53		1010.65							212.97	7447.79
140) SENDRA Victor	PARIS UC	98	706.68				521.06		2886.24																2290	2158.58														683.7								7334.82
141) BIETRIX Louis	CALUIRE	97		2130.13					3222.94		648.49															1948.94			992.88										334.15		1193.63								7302.01
142) MILLOT Nils	PARIS GRP	98	2559.3				86.15		959.89																																3718.2								7237.39
143) JAGER Martin	BEAUVAIS ACA	97	775.31			1387.56			2908.8											438.71						974.06													903.81	1926.01							1009.14	7231.51
144) GUILLEMOT Yilu	OUEST LYONN	99		936.38					3171.88																	2411.94			1646.17										626.91		1437.66								7229.99
145) HEUZE Guillaume	LIVRY GARGAN	98							2381.29										513.52						1253.96	2457.07														2382.14								7220.5
146) MISANDEAU Bastien	AVON US	97	1331.83				416.19		1688.18										2235.06						1807.28	1070.62													195.17	1207.28							1262.83	6993.35
147) LAMBATTEN Louis	LILLE VAUBAN	0											631.73										2176.97																				2548.74						1571.43	6928.87
148) SAURY Jerome	OUEST LYONN	97	1454.8	518.3					3614.03																	1304.28			1779.91										555.75		936.52								6848.74
149) BAUDRAND Guillaume	TOULOUSE UC	98						1133.4									173.56									2411.94														3269.6		661.88					6814.94
150) DUBROC Quentin	DOUAI CE	98											553.1										1020.77			2118.99														2755.61	1862.75						6737.35
151) RENOUF David	SAINTES CE	99							3024.86																	1659																				756.19		1289.51	6729.56
152) BLETON-GIORDANO Maxe	BRON	97							2073.46		816.21															2526.52			2106.56										150.49		598.32								6706.54
153) OLIVIER MARTIN Hugue	RENNES CSG	98							2105.8																	1842.31														2428.53							305.62	6682.26
154) BRASSET Mathys	TOULON VAR	99										1123.99																										1163.06		1452.87							2917.93	6657.85
155) BASTOS Alexis	QUIMPER EC	97	226.02						3706.72																	2178.64																					421.03	6532.41




FÉDÉRATION FRANÇAISE D'ESCRIME


FÉDÉRATION FRANÇAISE D'ESCRIME



FÉDÉRATION FRANÇAISE D'ESCRIME